

Features

- Metal construction.
- Quarter-turn washerless ceramic disc valves.
- 4-1/2" (114 mm) spout reach.
- Pop-up drain with lift rod and tailpiece.
- 1.2 gpm (4.5 lpm) maximum flow rate at 60 psi (4.14 bar).

Material

- Brass valve bodies.
- KOHLER finishes resist corrosion and tarnishing.

Installation

- For 4" (102 mm) centers.

Recommended Products/Accessories

K-23726 Drain treatment
K-23723 Faucet cleaner



ADA

CSA B651

OBC

Codes/Standards

ASME A112.18.1/CSA B125.1

NSF/ANSI 61

NSF/ANSI 372

All applicable US Federal and State material regulations

DOE - Energy Policy Act 1992

EPA WaterSense®

California Energy Commission (CEC)

ADA

ICC/ANSI A117.1

CSA B651






OBC

KOHLER® Faucet Lifetime Limited Warranty

See website for detailed warranty information.

Available Colors/Finishes

Color tiles intended for reference only.

| Color | Code | Description |
|--|------|-------------------------|
|  | CP | Polished Chrome |
|  | PB | Vibrant® Polished Brass |
|  | G | Brushed Chrome |
|  | BN | Vibrant® Brushed Nickel |
|  | 2BZ | Oil-Rubbed Bronze |

